

Hungaroring

GB3

Race - 1

Provisional Results



Clas	Nº	Driver	Nat	Cat	Clas	Team	Nat	Vehicle	Laps	Total Time	Gap	Interval	Km/h	Best	Time	Km/h
1	6	Deagen Fairclough	GBR			Hitech	GBR	Tatuus MSV GB3-025	14	25:12.338			146.0	3	1:37.274	162.1
2	20	Nikita Bedrin	ITA			VRD Racing	USA	Tatuus MSV GB3-025	14	25:13.140	0.802	0.802	145.9	13	1:37.535	161.7
3	1	Maxim Rehm	DEU			Rodin Motorsport	NZL	Tatuus MSV GB3-025	14	25:14.875	2.537	1.735	145.7	6	1:37.844	161.1
4	2	Martin Molnar	HUN			Rodin Motorsport	NZL	Tatuus MSV GB3-025	14	25:15.779	3.441	0.904	145.6	3	1:37.711	161.4
5	7	Lucas Fluxa	ESP			Xcel Motorsport	ARE	Tatuus MSV GB3-025	14	25:17.874	5.536	2.095	145.4	3	1:37.856	161.1
6	19	Kyuho Lee	KOR			Elite Motorsport	GBR	Tatuus MSV GB3-025	14	25:19.784	7.446	1.910	145.2	4	1:38.276	160.4
7	8	Rowan Campbell-Pilling	GBR			Xcel Motorsport	ARE	Tatuus MSV GB3-025	14	25:23.154	10.816	3.370	144.9	3	1:37.966	160.9
8	11	Peter Bouzinelos	AUS			Hillspeed	GBR	Tatuus MSV GB3-025	14	25:23.481	11.143	0.327	144.9	4	1:38.071	160.8
9	4	Jacob Micallef	MAL			Hitech	GBR	Tatuus MSV GB3-025	14	25:23.934	11.596	0.453	144.8	4	1:38.202	160.6
10	21	Patricio Gonzalez	MEX			VRD Racing	USA	Tatuus MSV GB3-025	14	25:24.015	11.677	0.081	144.8	4	1:38.574	159.9
11	10	Dante Vinci	AUS			Hillspeed	GBR	Tatuus MSV GB3-025	14	25:24.479	12.141	0.464	144.8	4	1:37.966	160.9
12	9	Ricardo Baptista	BRA			Xcel Motorsport	ARE	Tatuus MSV GB3-025	14	25:25.631	13.293	1.152	144.7	6	1:38.429	160.2
13	5	Yuhao Fu	CHN			Hitech	GBR	Tatuus MSV GB3-025	14	25:27.632	15.294	2.001	144.5	13	1:39.057	159.2
14	18 *	Flynn Jackes	PHL			Elite Motorsport	GBR	Tatuus MSV GB3-025	14	25:29.005	16.667	1.373	144.4	4	1:37.844	161.1
15	27	Leon Wilson	GBR			Arden Motorsport	GBR	Tatuus MSV GB3-025	14	25:29.943	17.605	0.938	144.3	3	1:39.510	158.4
16	26	Lewis Gilbert	GBR			Arden Motorsport	GBR	Tatuus MSV GB3-025	11	20:35.790	3 Laps	3 Laps	140.3	3	1:39.457	158.5
17	22	Rodrigo Gonzalez	MEX			VRD Racing	USA	Tatuus MSV GB3-025	11	20:52.510	3 Laps	16.720	138.5	6	1:38.049	160.8

Not classified: (Requirements: 75% of number laps of leader = 11 Laps)

12	Aurelia Nobels	BRA			Hillspeed	GBR	Tatuus MSV GB3-025	8	14:06.731	6 Laps	3 Laps	149.0	4	1:38.303	160.4
3	Abbi Pulling	GBR			Rodin Motorsport	NZL	Tatuus MSV GB3-025	6	10:01.896	8 Laps	2 Laps	157.2	3	1:38.446	160.2

Fastest lap Deagen Fairclough in 1:37.274 at 162.1 Km/h in lap 3

* PENALTIES

CAR 18 - 10 SECOND PENALTY - FALSE START

Published at:.....

Track Temp: 49.0 °C Air Temp: 24.9 °C Humidity: 34 % Track Status: DRY

Race Director:

Jon Provost

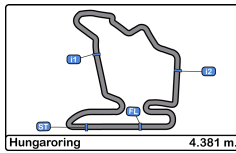
216082

Timekeeper:

Luis Garcia

JCR-2654-ESP/M





Hungaroring

GB3

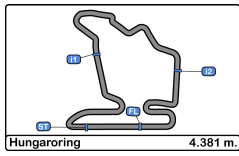
Race - 1



Provisional Classification by Driver Fastest Lap

Cl	N°	Entrant/Team	Nat	Vehicle	Driver	Nat	Cat	Cl	Laps	Best	Time	Gap	Interval	Km/h
1	6	Hitech		Tatuus MSV GB3-025	Deagen Fairclough		GBR		14	3	1:37.274			162.1
2	20	VRD Racing		Tatuus MSV GB3-025	Nikita Bedrin		ITA		14	13	1:37.535	0.261	0.261	161.7
3	2	Rodin Motorsport		Tatuus MSV GB3-025	Martin Molnar		HUN		14	3	1:37.711	0.437	0.176	161.4
4	1	Rodin Motorsport		Tatuus MSV GB3-025	Maxim Rehm		DEU		14	6	1:37.844	0.570	0.133	161.1
5	18	Elite Motorsport		Tatuus MSV GB3-025	Flynn Jackes		PRT		14	4	1:37.844	0.570	0.000	161.1
6	7	Xcel Motorsport		Tatuus MSV GB3-025	Lucas Fluxa		ESP		14	3	1:37.856	0.582	0.012	161.1
7	8	Xcel Motorsport		Tatuus MSV GB3-025	Rowan Campbell-Pilling		GBR		14	3	1:37.966	0.692	0.110	160.9
8	10	Hillspeed		Tatuus MSV GB3-025	Dante Vinci		AUS		14	4	1:37.966	0.692	0.000	160.9
9	22	VRD Racing		Tatuus MSV GB3-025	Rodrigo Gonzalez		MEX		11	6	1:38.049	0.775	0.083	160.8
10	11	Hillspeed		Tatuus MSV GB3-025	Peter Bouzinelos		AUS		14	4	1:38.071	0.797	0.022	160.8
11	4	Hitech		Tatuus MSV GB3-025	Jacob Micallef		MLT		14	4	1:38.202	0.928	0.131	160.4
12	19	Elite Motorsport		Tatuus MSV GB3-025	Kyuhoo Lee		KOR		14	4	1:38.276	1.002	0.074	160.6
13	12	Hillspeed		Tatuus MSV GB3-025	Aurelia Nobels		BRA		8	4	1:38.303	1.029	0.027	160.4
14	9	Xcel Motorsport		Tatuus MSV GB3-025	Ricardo Baptista		BRA		14	6	1:38.429	1.155	0.126	160.2
15	3	Rodin Motorsport		Tatuus MSV GB3-025	Abbi Pulling		GBR		6	3	1:38.446	1.172	0.017	160.2
16	21	VRD Racing		Tatuus MSV GB3-025	Patricio Gonzalez		MEX		14	4	1:38.574	1.300	0.128	159.9
17	5	Hitech		Tatuus MSV GB3-025	Yuhao Fu		CHN		14	13	1:39.057	1.783	0.483	159.2
18	26	Arden Motorsport		Tatuus MSV GB3-025	Lewis Gilbert		GBR		11	3	1:39.457	2.183	0.400	158.5
19	27	Arden Motorsport		Tatuus MSV GB3-025	Leon Wilson		GBR		14	3	1:39.510	2.236	0.053	158.4





Hungaroring

GB3

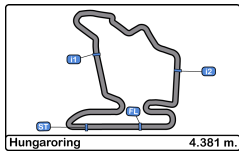
Race - 1

Distance and Speed Average



Clas	Nº	Driver	Nat	Cat	Clas	Team	Nat	Vehicle	Laps	Distance	Total Time	Km/h
1	6	Deagen Fairclough		GBR		Hitech		Tatuus MSV GB3-025	14	61.33	25:12.338	146.0
2	20	Nikita Bedrin		ITA		VRD Racing		Tatuus MSV GB3-025	14	61.33	25:13.140	145.9
3	1	Maxim Rehm		DEU		Rodin Motorsport		Tatuus MSV GB3-025	14	61.33	25:14.875	145.7
4	2	Martin Molnar		HUN		Rodin Motorsport		Tatuus MSV GB3-025	14	61.33	25:15.779	145.6
5	7	Lucas Fluxa		ESP		Xcel Motorsport		Tatuus MSV GB3-025	14	61.33	25:17.874	145.4
6	19	Kyuhu Lee		KOR		Elite Motorsport		Tatuus MSV GB3-025	14	61.33	25:19.784	145.2
7	8	Rowan Campbell-Pilling		GBR		Xcel Motorsport		Tatuus MSV GB3-025	14	61.33	25:23.154	144.9
8	11	Peter Bouzinelos		AUS		Hillspeed		Tatuus MSV GB3-025	14	61.33	25:23.481	144.9
9	4	Jacob Micallef		MLT		Hitech		Tatuus MSV GB3-025	14	61.33	25:23.934	144.8
10	21	Patricio Gonzalez		MEX		VRD Racing		Tatuus MSV GB3-025	14	61.33	25:24.015	144.8
11	10	Dante Vinci		AUS		Hillspeed		Tatuus MSV GB3-025	14	61.33	25:24.479	144.8
12	9	Ricardo Baptista		BRA		Xcel Motorsport		Tatuus MSV GB3-025	14	61.33	25:25.631	144.7
13	5	Yuhao Fu		CHN		Hitech		Tatuus MSV GB3-025	14	61.33	25:27.632	144.5
14	18	Flynn Jackes		PHL		Elite Motorsport		Tatuus MSV GB3-025	14	61.33	25:29.005	144.4
15	27	Leon Wilson		GBR		Arden Motorsport		Tatuus MSV GB3-025	14	61.33	25:29.943	144.3
16	26	Lewis Gilbert		GBR		Arden Motorsport		Tatuus MSV GB3-025	11	48.19	20:35.790	140.3
17	22	Rodrigo Gonzalez		MEX		VRD Racing		Tatuus MSV GB3-025	11	48.19	20:52.510	138.5
18	12	Aurelia Nobels		BRA		Hillspeed		Tatuus MSV GB3-025	8	35.04	14:06.731	149.0
19	3	Abbi Pulling		GBR		Rodin Motorsport		Tatuus MSV GB3-025	6	26.28	10:01.896	157.2





Hungaroring
GB3
Race - 1
Lap Analysis



1 Maxim Rehm Tatuus MSV GB3-025 **4** Jacob Micallef Tatuus MSV GB3-025
 Rodin Motorsport Hitech

Lap D	Time	Sector 1	Sector 2	Sector 3	T. Spd	Elapsed	Lap D	Time	Sector 1	Sector 2	Sector 3	T. Spd	Elapsed
1	1:44.254	41.025	35.830	27.399	196.0	1:44.254	1	1:48.003	42.858	37.356	27.789	198.5	1:48.003
2	1:38.339	35.602	35.438	27.299	225.0	3:22.593	2	1:39.333	36.048	35.678	27.607	223.6	3:27.336
3	1:37.915	35.577	35.125	27.213	231.2	5:00.508	3	1:38.599	36.126	35.239	27.234	228.3	5:05.935
4	1:38.091	35.464	35.204	27.423	230.2	6:38.599	4	1:38.202	35.553	35.130	27.519	230.7	6:44.137
5	1:37.970	35.392	35.278	27.300	229.2	8:16.569	5	1:38.922	35.713	35.623	27.586	225.9	8:23.059
6	1:37.844	35.538	34.985	27.321	229.2	9:54.413	6	1:39.399	36.023	35.685	27.691	230.2	10:02.458
7	1:44.278	35.421	36.773	32.084	229.2	11:38.691	7	1:46.505	36.263	38.816	31.426	228.3	11:48.963
8	2:22.697	52.422	51.013	39.262	146.5	14:01.388	8	2:16.492	45.522	51.764	39.206	196.7	14:05.455
9	2:17.256	47.941	51.555	37.760	185.8	16:18.644	9	2:17.851	48.743	51.065	38.043	160.7	16:23.306
10	2:23.644	48.028	51.389	44.227	191.8	18:42.288	10	2:21.730	46.539	52.067	43.124	170.3	18:45.036
11	1:38.603	35.773	35.379	27.451	225.4	20:20.891	11	1:40.383	36.490	35.951	27.942	225.0	20:25.419
12	1:37.964	35.689	35.085	27.190	224.5	21:58.855	12	1:40.014	36.205	35.731	28.078	223.6	22:05.433
13	1:37.904	35.326	35.243	27.335	231.2	23:36.759	13	1:39.192	36.170	35.440	27.582	228.3	23:44.625
14	1:38.116	35.644	35.052	27.420	223.6	25:14.875	14	1:39.309	35.937	35.619	27.753	230.7	25:23.934

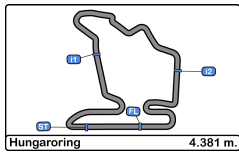
2 Martin Molnar Tatuus MSV GB3-025 **5** Yuhao Fu Tatuus MSV GB3-025
 Rodin Motorsport Hitech

Lap D	Time	Sector 1	Sector 2	Sector 3	T. Spd	Elapsed	Lap D	Time	Sector 1	Sector 2	Sector 3	T. Spd	Elapsed
1	1:43.376	40.201	35.861	27.314	184.9	1:43.376	1	1:50.895	44.554	37.875	28.466	201.4	1:50.895
2	1:38.228	35.605	35.358	27.265	226.4	3:21.604	2	1:40.003	36.385	35.793	27.825	224.5	3:30.898
3	1:37.711	35.611	34.841	27.259	225.4	4:59.315	3	1:39.273	35.804	35.536	27.933	231.2	5:10.171
4	1:38.201	35.828	35.130	27.243	225.9	6:37.516	4	1:40.622	36.003	36.750	27.869	230.2	6:50.793
5	1:37.872	35.464	35.049	27.359	224.5	8:15.388	5	1:40.134	36.159	36.217	27.758	229.2	8:30.927
6	1:37.769	35.601	34.888	27.280	224.0	9:53.157	6	1:39.334	36.017	35.664	27.653	227.3	10:10.261
7	1:43.980	35.655	35.394	32.931	224.5	11:37.137	7	1:48.698	36.280	41.145	31.273	229.2	11:58.959
8	2:22.795	52.651	51.119	39.025	152.7	13:59.932	8	2:12.106	41.519	50.096	40.491	202.6	14:11.065
9	2:16.815	47.604	51.637	37.574	196.0	16:16.747	9	2:16.566	48.745	50.012	37.809	141.5	16:27.631
10	2:25.001	47.209	52.861	44.931	180.9	18:41.748	10	2:20.173	46.629	51.933	41.611	150.6	18:47.804
11	1:40.075	36.747	35.668	27.660	223.1	20:21.823	11	1:40.752	36.262	36.621	27.869	223.1	20:28.556
12	1:38.115	35.684	35.093	27.338	225.0	21:59.938	12	1:40.379	36.200	36.097	28.082	226.8	22:08.935
13	1:38.091	35.486	35.206	27.399	225.9	23:38.029	13	1:39.057	35.909	35.567	27.581	231.7	23:47.992
14	1:37.750	35.600	34.972	27.178	228.3	25:15.779	14	1:39.640	36.019	35.961	27.660	223.1	25:27.632

3 Abbi Pulling Tatuus MSV GB3-025 **6** Deagen Fairclough Tatuus MSV GB3-025
 Rodin Motorsport Hitech

Lap D	Time	Sector 1	Sector 2	Sector 3	T. Spd	Elapsed	Lap D	Time	Sector 1	Sector 2	Sector 3	T. Spd	Elapsed
1	1:47.380	42.630	37.002	27.748	196.7	1:47.380	1	1:42.607	40.109	35.225	27.273	184.9	1:42.607
2	1:39.158	36.010	35.542	27.606	227.3	3:26.538	2	1:37.736	35.772	34.957	27.007	225.0	3:20.343
3	1:38.446	35.518	35.525	27.403	232.2	5:04.984	3	1:37.274	35.732	34.578	26.964	223.1	4:57.617
4	1:38.466	35.370	35.736	27.360	232.2	6:43.450	4	1:37.927	35.778	34.860	27.289	224.0	6:35.544
5	1:39.073	35.418	35.848	27.807	230.7	8:22.523	5	1:38.113	35.667	35.290	27.156	222.6	8:13.657
6	1:39.373	35.990	35.824	27.559	231.2	10:01.896	6	1:37.516	35.611	34.720	27.185	222.2	9:51.173
							7	1:45.418	35.754	34.925	34.739	223.1	11:36.591
							8	2:22.710	52.608	51.145	38.957	151.4	13:59.301
							9	2:16.762	47.723	51.445	37.594	206.5	16:16.063
							10	2:25.116	47.518	52.663	44.935	188.4	18:41.179
							11	1:38.038	35.755	35.033	27.250	222.2	20:19.217
							12	1:37.825	35.747	34.816	27.262	223.1	21:57.042
							13	1:37.732	35.661	35.079	26.992	223.1	23:34.774
							14	1:37.564	35.795	34.643	27.126	222.6	25:12.338





Hungaroring
GB3
Race - 1
Lap Analysis



7 Lucas Fluxa Tatuus MSV GB3-025 **10** Dante Vinci Tatuus MSV GB3-025

Xcel Motorsport Hillspeed

Lap	D	Time	Sector 1	Sector 2	Sector 3	T. Spd	Elapsed	Lap	D	Time	Sector 1	Sector 2	Sector 3	T. Spd	Elapsed
1		1:44.723	41.385	35.739	27.599	190.4	1:44.723	1		1:48.451	43.136	37.303	28.012	200.3	1:48.451
2		1:38.520	35.722	35.267	27.531	226.8	3:23.243	2		1:39.137	36.015	35.674	27.448	225.0	3:27.588
3		1:37.856	35.368	35.152	27.336	231.7	5:01.099	3		1:38.929	36.000	35.627	27.302	234.7	5:06.517
4		1:38.162	35.407	35.192	27.563	235.2	6:39.261	4		1:37.966	35.461	35.219	27.286	233.2	6:44.483
5		1:38.344	35.359	35.425	27.560	230.7	8:17.605	5		1:38.832	35.581	35.862	27.389	233.2	8:23.315
6		1:38.281	35.396	35.288	27.597	232.7	9:55.886	6		1:39.930	35.889	35.955	28.086	232.2	10:03.245
7		1:44.036	35.793	36.330	31.913	228.8	11:39.922	7		1:46.587	35.960	38.786	31.841	229.7	11:49.832
8		2:22.146	51.674	51.139	39.333	161.6	14:02.068	8		2:16.551	45.723	51.322	39.506	198.5	14:06.383
9		2:17.186	47.704	51.716	37.766	196.7	16:19.254	9		2:17.982	49.138	50.637	38.207	158.8	16:24.365
10		2:23.460	47.718	51.795	43.947	200.0	18:42.714	10		2:20.986	46.455	52.059	42.472	165.6	18:45.351
11		1:39.480	35.976	35.846	27.658	227.3	20:22.194	11		1:40.338	36.422	35.985	27.931	225.4	20:25.689
12		1:38.859	35.833	35.545	27.481	228.8	22:01.053	12		1:39.912	36.180	35.912	27.820	228.8	22:05.601
13		1:38.451	35.467	35.430	27.554	231.2	23:39.504	13		1:40.019	36.297	36.441	27.281	232.2	23:45.620
14		1:38.370	35.717	35.271	27.382	229.2	25:17.874	14		1:38.859	35.692	35.639	27.528	229.7	25:24.479

8 Rowan Campbell-Pilling Tatuus MSV GB3-025 **11** Peter Bouzinelos Tatuus MSV GB3-025

Xcel Motorsport Hillspeed

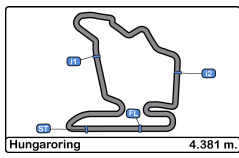
Lap	D	Time	Sector 1	Sector 2	Sector 3	T. Spd	Elapsed	Lap	D	Time	Sector 1	Sector 2	Sector 3	T. Spd	Elapsed
1		1:45.919	41.887	36.351	27.681	195.2	1:45.919	1		1:46.542	42.024	36.899	27.619	192.5	1:46.542
2		1:39.212	36.187	35.299	27.726	225.4	3:25.131	2		1:39.040	36.097	35.500	27.443	224.0	3:25.582
3		1:37.966	35.868	34.824	27.274	228.8	5:03.097	3		1:38.490	35.893	35.320	27.277	229.7	5:04.072
4		1:38.478	35.738	35.195	27.545	226.4	6:41.575	4		1:38.071	35.529	35.116	27.426	228.8	6:42.143
5		1:39.870	36.161	35.837	27.872	227.3	8:21.445	5		1:39.559	35.840	35.912	27.807	230.7	8:21.702
6		1:39.762	36.581	35.214	27.967	225.0	10:01.207	6		1:39.058	35.655	35.229	28.174	231.2	10:00.760
7		1:44.110	36.812	36.991	30.307	231.2	11:45.317	7		1:47.190	37.738	38.123	31.329	222.6	11:47.950
8		2:18.429	48.101	51.334	38.994	213.0	14:03.746	8		2:16.598	45.840	51.572	39.186	211.7	14:04.548
9		2:17.831	48.817	51.299	37.715	183.6	16:21.577	9		2:17.921	48.711	51.128	38.082	176.4	16:22.469
10		2:22.673	46.944	52.211	43.518	171.7	18:44.250	10		2:22.175	46.503	52.137	43.535	180.6	18:44.644
11		1:40.230	36.447	35.966	27.817	228.3	20:24.480	11		1:40.426	36.446	36.100	27.880	223.1	20:25.070
12		1:39.740	36.287	35.777	27.676	224.0	22:04.220	12		1:39.895	36.050	35.925	27.920	223.6	22:04.965
13		1:39.325	35.917	35.691	27.717	228.8	23:43.545	13		1:39.126	35.866	35.425	27.835	231.2	23:44.091
14		1:39.609	36.065	35.779	27.765	225.0	25:23.154	14		1:39.390	35.939	35.639	27.812	228.3	25:23.481

9 Ricardo Baptista Tatuus MSV GB3-025 **12** Aurelia Nobels Tatuus MSV GB3-025

Xcel Motorsport Hillspeed

Lap	D	Time	Sector 1	Sector 2	Sector 3	T. Spd	Elapsed	Lap	D	Time	Sector 1	Sector 2	Sector 3	T. Spd	Elapsed
1		1:49.959	44.343	37.640	27.976	202.2	1:49.959	1		1:48.975	43.502	37.426	28.047	198.5	1:48.975
2		1:39.712	36.152	36.003	27.557	225.9	3:29.671	2		1:39.332	35.995	35.895	27.442	225.0	3:28.307
3		1:39.230	35.718	35.463	28.049	231.7	5:08.901	3		1:38.823	35.620	35.920	27.283	233.2	5:07.130
4		1:39.829	36.786	35.575	27.468	225.0	6:48.730	4		1:38.303	35.338	35.458	27.507	230.7	6:45.433
5		1:38.847	35.904	35.535	27.408	224.5	8:27.577	5		1:38.652	35.631	35.473	27.548	229.2	8:24.085
6		1:38.429	35.551	35.243	27.635	231.2	10:06.006	6		1:39.396	35.636	35.914	27.846	232.2	10:03.481
7		1:46.283	36.340	38.393	31.550	225.0	11:52.289	7		1:46.650	36.115	38.892	31.643	233.2	11:50.131
8		2:17.228	45.816	51.045	40.367	182.4	14:09.517	8		2:16.600	45.960	51.265	39.375	178.2	14:06.731
9		2:16.787	48.210	50.241	38.336	132.3	16:26.304								
10		2:20.300	46.457	51.905	41.938	151.2	18:46.604								
11		1:40.621	36.282	36.719	27.620	224.0	20:27.225								
12		1:39.266	35.822	35.738	27.706	224.0	22:06.491								
13		1:40.009	35.672	36.469	27.868	229.7	23:46.500								
14		1:39.131	35.816	35.821	27.494	228.3	25:25.631								





Hungaroring
GB3
Race - 1
Lap Analysis



18

Flynn Jackes

Tatuus MSV GB3-025 **21**

Patricio Gonzalez

Tatuus MSV GB3-025

Elite Motorsport

VRD Racing

Lap	D	Time	Sector 1	Sector 2	Sector 3	T. Spd	Elapsed	Lap	D	Time	Sector 1	Sector 2	Sector 3	T. Spd	Elapsed
1		1:45.375	41.764	36.125	27.486	193.2	1:45.375	1		1:49.270	43.556	37.634	28.080	208.0	1:49.270
2		1:38.592	35.894	35.405	27.293	225.0	3:23.967	2		1:39.537	36.201	35.782	27.554	228.3	3:28.807
3		1:38.068	35.467	35.353	27.248	230.7	5:02.035	3		1:38.696	35.523	35.846	27.327	232.2	5:07.503
4		1:37.844	35.390	35.153	27.301	230.7	6:39.879	4		1:38.574	35.650	35.444	27.480	232.7	6:46.077
5		1:38.883	35.579	35.870	27.434	229.7	8:18.762	5		1:38.716	35.553	35.617	27.546	233.2	8:24.793
6		1:38.457	35.757	35.425	27.275	224.5	9:57.219	6		1:38.943	35.472	35.685	27.786	232.2	10:03.736
7		1:43.725	35.812	36.678	31.235	225.4	11:40.944	7		1:46.973	36.165	39.010	31.798	233.7	11:50.709
8		2:21.704	51.264	51.310	39.130	170.3	14:02.648	8		2:16.789	46.157	51.015	39.617	189.8	14:07.498
9		2:17.164	47.905	51.717	37.542	201.4	16:19.812	9		2:17.472	48.824	50.231	38.417	117.1	16:24.970
10		2:23.586	47.573	51.955	44.058	196.7	18:43.398	10		2:20.713	46.473	52.073	42.167	155.6	18:45.683
11		1:39.575	36.110	35.904	27.561	224.5	20:22.973	11		1:40.319	36.447	36.133	27.739	226.4	20:26.002
12		1:38.985	35.885	35.652	27.448	224.5	22:01.958	12		1:39.856	36.192	35.909	27.755	226.4	22:05.858
13		1:38.544	35.616	35.459	27.469	229.7	23:40.502	13		1:39.040	35.941	35.623	27.476	233.2	23:44.898
14		1:38.503	35.664	35.431	27.408	231.2	25:19.005	14		1:39.117	35.973	35.534	27.610	233.2	25:24.015

19

Kyuhoo Lee

Tatuus MSV GB3-025 **22**

Rodrigo Gonzalez

Tatuus MSV GB3-025

Elite Motorsport

VRD Racing

Lap	D	Time	Sector 1	Sector 2	Sector 3	T. Spd	Elapsed	Lap	D	Time	Sector 1	Sector 2	Sector 3	T. Spd	Elapsed
1		1:46.982	42.230	37.079	27.673	198.1	1:46.982	1		1:49.653	44.109	37.591	27.953	203.7	1:49.653
2		1:39.041	35.872	35.675	27.494	226.4	3:26.023	2		1:39.618	36.210	35.805	27.603	226.4	3:29.271
3		1:38.433	35.660	35.396	27.377	232.7	5:04.456	3		1:39.979	35.633	35.830	28.516	231.7	5:09.250
4		1:38.276	35.467	35.396	27.413	233.2	6:42.732	4		1:38.383	35.988	35.257	27.138	232.7	6:47.633
5		1:39.387	35.693	35.881	27.813	233.7	8:22.119	5		1:39.097	35.743	36.160	27.194	225.4	8:26.730
6		1:39.304	36.114	35.494	27.696	232.7	10:01.423	6		1:38.049	35.528	35.176	27.345	225.4	10:04.779
7		1:42.569	35.998	37.078	29.493	235.2	11:43.992	7		1:46.858	37.404	37.774	31.680	228.3	11:51.637
8		2:19.247	48.860	51.114	39.273	199.2	14:03.239	8		2:16.849	45.868	51.103	39.878	189.4	14:08.486
9		2:17.557	48.353	51.296	37.908	195.2	16:20.796	9		2:16.946	48.670	50.328	37.948	116.2	16:25.432
10		2:23.017	47.222	51.838	43.957	173.0	18:43.813	10		2:20.702	46.757	51.823	42.122	159.0	18:46.134
11		1:39.690	35.875	36.181	27.634	226.4	20:23.503	11		2:06.376 P	36.355	39.681	50.340	224.5	20:52.510
12		1:39.035	35.817	35.671	27.547	229.2	22:02.538								
13		1:38.564	35.349	35.704	27.511	232.2	23:41.102								
14		1:38.682	35.623	35.544	27.515	234.7	25:19.784								

26

Lewis Gilbert

Tatuus MSV GB3-025

Arden Motorsport

20

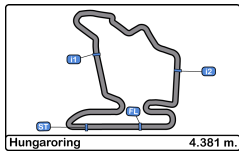
Nikita Bedrin

Tatuus MSV GB3-025

VRD Racing

Lap	D	Time	Sector 1	Sector 2	Sector 3	T. Spd	Elapsed	Lap	D	Time	Sector 1	Sector 2	Sector 3	T. Spd	Elapsed
1		1:43.782	40.416	36.034	27.332	190.1	1:43.782	1		1:51.195	44.961	38.227	28.007	208.8	1:51.195
2		1:38.219	35.744	35.332	27.143	226.4	3:22.001	2		1:40.130	36.325	36.064	27.741	227.8	3:31.325
3		1:37.653	35.527	35.052	27.074	232.2	4:59.654	3		1:39.457	35.809	35.833	27.815	234.7	5:10.782
4		1:38.306	35.615	35.335	27.356	232.2	6:37.960	4		1:40.432	36.001	36.333	28.098	230.7	6:51.214
5		1:37.925	35.564	34.995	27.366	232.2	8:15.885	5		1:40.069	36.345	35.894	27.830	233.7	8:31.283
6		1:37.781	35.571	34.925	27.285	230.2	9:53.666	6		1:40.691	35.874	36.346	28.471	233.7	10:11.974
7		1:44.195	35.745	36.295	32.155	231.2	11:37.861	7		1:48.367	36.627	40.906	30.834	223.6	12:00.341
8		2:22.881	52.757	50.920	39.204	145.7	14:00.742	8		2:11.220	41.203	49.871	40.146	171.9	14:11.561
9		2:17.143	48.176	51.186	37.781	191.1	16:17.885	9		2:16.468	49.498	49.385	37.585	146.5	16:28.029
10		2:24.110	46.911	52.478	44.721	191.1	18:41.995	10		2:20.062	46.796	52.137	41.129	140.8	18:48.091
11		1:38.191	35.738	35.304	27.149	227.8	20:20.186	11		1:47.699 P	36.551	38.558	32.590	225.4	20:35.790
12		1:37.808	35.695	34.981	27.132	225.9	21:57.994								
13		1:37.535	35.462	35.029	27.044	230.2	23:35.529								
14		1:37.611	35.526	35.007	27.078	232.7	25:13.140								





Hungaroring
GB3
Race - 1
Lap Analysis



27

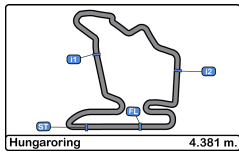
Leon Wilson

Tatuus MSV GB3-025

Arden Motorsport

Lap	D	Time	Sector 1	Sector 2	Sector 3	T. Spd	Elapsed
1		1:50.593	44.718	38.019	27.856	208.4	1:50.593
2		1:39.677	36.084	36.008	27.585	226.4	3:30.270
3		1:39.510	35.870	35.624	28.016	232.2	5:09.780
4		1:40.632	36.059	36.851	27.722	231.2	6:50.412
5		1:39.733	36.194	36.021	27.518	225.4	8:30.145
6		1:39.698	36.023	35.918	27.757	224.5	10:09.843
7		1:48.540	36.243	40.851	31.446	227.8	11:58.383
8		2:12.115	41.097	50.506	40.512	216.8	14:10.498
9		2:16.389	48.493	50.096	37.800	141.5	16:26.887
10		2:20.513	46.586	52.130	41.797	146.9	18:47.400
11		1:40.923	36.160	36.809	27.954	225.4	20:28.323
12		1:40.359	36.089	36.224	28.046	225.4	22:08.682
13		1:40.906	36.440	36.326	28.140	226.8	23:49.588
14		1:40.355	36.188	36.284	27.883	224.0	25:29.943





Hungaroring

GB3

Race - 1

Analysis by Lap



Num	Lap Time	Gap
Lap 1		
6	1:42.607	
2	1:43.376	00.769
20	1:43.782	01.175
1	1:44.254	01.647
7	1:44.723	02.116
18	1:45.375	02.768
8	1:45.919	03.312
11	1:46.542	03.935
19	1:46.982	04.375
3	1:47.380	04.773
4	1:48.003	05.396
10	1:48.451	05.844
12	1:48.975	06.368
21	1:49.270	06.663
22	1:49.653	07.046
9	1:49.959	07.352
27	1:50.593	07.986
5	1:50.895	08.288
26	1:51.195	08.588

Num	Lap Time	Gap
Lap 2		
6	1:37.736	
2	1:38.228	01.261
20	1:38.219	01.658
1	1:38.339	02.250
7	1:38.520	02.900
18	1:38.592	03.624
8	1:39.212	04.788
11	1:39.040	05.239
19	1:39.041	05.680
3	1:39.158	06.195
4	1:39.333	06.993
10	1:39.137	07.245
12	1:39.332	07.964
21	1:39.537	08.464
22	1:39.618	08.928
9	1:39.712	09.328
27	1:39.677	09.927
5	1:40.003	10.555
26	1:40.130	10.982

Num	Lap Time	Gap
Lap 3		
6	1:37.274	
2	1:37.711	01.698
20	1:37.653	02.037
1	1:37.915	02.891
7	1:37.856	03.482
18	1:38.068	04.418
8	1:37.966	05.480
11	1:38.490	06.455
19	1:38.433	06.839
3	1:38.446	07.367
4	1:38.599	08.318
10	1:38.929	08.900
12	1:38.823	09.513

Num	Lap Time	Gap
21	1:38.696	09.886
9	1:39.230	11.284
22	1:39.979	11.633
27	1:39.510	12.163
5	1:39.273	12.554
26	1:39.457	13.165

Num	Lap Time	Gap
Lap 4		
6	1:37.927	
2	1:38.201	01.972
20	1:38.306	02.416
1	1:38.091	03.055
7	1:38.162	03.717
18	1:37.844	04.335
8	1:38.478	06.031
11	1:38.071	06.599
19	1:38.276	07.188
3	1:38.466	07.906
4	1:38.202	08.593
10	1:37.966	08.939
12	1:38.303	09.889
21	1:38.574	10.533
22	1:38.383	12.089
9	1:39.829	13.186
27	1:40.632	14.868
5	1:40.622	15.249
26	1:40.432	15.670

Num	Lap Time	Gap
Lap 5		
6	1:38.113	
2	1:37.872	01.731
20	1:37.925	02.228
1	1:37.970	02.912
7	1:38.344	03.948
18	1:38.883	05.105
8	1:39.870	07.788
11	1:39.559	08.045
19	1:39.387	08.462
3	1:39.073	08.866
4	1:38.922	09.402
10	1:38.832	09.658
12	1:38.652	10.428
21	1:38.716	11.136
22	1:39.097	13.073
9	1:38.847	13.920
27	1:39.733	16.488
5	1:40.134	17.270
26	1:40.069	17.626

Num	Lap Time	Gap
Lap 6		
6	1:37.516	
2	1:37.769	01.984
20	1:37.781	02.493
1	1:37.844	03.240
7	1:38.281	04.713
18	1:38.457	06.046

Num	Lap Time	Gap
11	1:39.058	09.587
8	1:39.762	10.034
19	1:39.304	10.250
3	1:39.373	10.723
4	1:39.399	11.285
10	1:39.930	12.072
12	1:39.396	12.308
21	1:38.943	12.563
22	1:38.049	13.606
9	1:38.429	14.833
27	1:39.698	18.670
5	1:39.334	19.088
26	1:40.691	20.801

Num	Lap Time	Gap
Lap 7		
6	1:45.418	
2	1:43.980	00.546
20	1:44.195	01.270
1	1:44.278	02.100
7	1:44.036	03.331
18	1:43.725	04.353
19	1:42.569	07.401
8	1:44.110	08.726
11	1:47.190	11.359
4	1:46.505	12.372
10	1:46.587	13.241
12	1:46.650	13.540
21	1:46.973	14.118
22	1:46.858	15.046
9	1:46.283	15.698
27	1:48.540	21.792
5	1:48.698	22.368
26	1:48.367	23.750

Num	Lap Time	Gap
Lap 8		
6	2:22.710	
2	2:22.795	00.631
20	2:22.881	01.441
1	2:22.697	02.087
7	2:22.146	02.767
18	2:21.704	03.347
19	2:19.247	03.938
8	2:18.429	04.445
11	2:16.598	05.247
4	2:16.492	06.154
10	2:16.551	07.082
12	2:16.600	07.430
21	2:16.789	08.197
22	2:16.849	09.185
9	2:17.228	10.216
27	2:12.115	11.197
5	2:12.106	11.764
26	2:11.220	12.260

Num	Lap Time	Gap
Lap 9		
6	2:16.762	

Num	Lap Time	Gap
2	2:16.815	00.684
20	2:17.143	01.822
1	2:17.256	02.581
7	2:17.186	03.191
18	2:17.164	03.749
19	2:17.557	04.733
8	2:17.831	05.514
11	2:17.921	06.406
4	2:17.851	07.243
10	2:17.982	08.302
21	2:17.472	08.907
22	2:16.946	09.369
9	2:16.787	10.241
27	2:16.389	10.824
5	2:16.566	11.568
26	2:16.468	11.966

Num	Lap Time	Gap
Lap 10		
6	2:25.116	
2	2:25.001	00.569
20	2:24.110	00.816
1	2:23.644	01.109
7	2:23.460	01.535
18	2:23.586	02.219
19	2:23.017	02.634
8	2:22.673	03.071
11	2:22.175	03.465
4	2:21.730	03.857
10	2:20.986	04.172
21	2:20.713	04.504
22	2:20.702	04.955
9	2:20.300	05.425
27	2:20.513	06.221
5	2:20.173	06.625
26	2:20.062	06.912

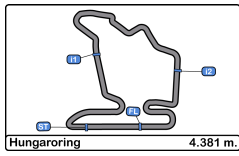
Num	Lap Time	Gap
Lap 11		
6	1:38.038	
20	1:38.191	00.969
1	1:38.603	01.674
2	1:40.075	02.606
7	1:39.480	02.977
18	1:39.575	03.756
19	1:39.690	04.286
8	1:40.230	05.263
11	1:40.426	05.853
4	1:40.383	06.202
10	1:40.338	06.472
21	1:40.319	06.785
9	1:40.621	08.008
27	1:40.923	09.106
5	1:40.752	09.339
26	1:47.699	16.573
22	2:06.376	33.293

Num	Lap Time	Gap
Lap 12		
6	1:37.825	
20	1:37.808	00.952
1	1:37.964	01.813
2	1:38.115	02.896
7	1:38.859	04.011
18	1:38.985	04.916
19	1:39.035	05.496
8	1:39.740	07.178
11	1:39.895	07.923
4	1:40.014	08.391
10	1:39.912	08.559
21	1:39.856	08.816
9	1:39.266	09.449
27	1:40.359	11.640
5	1:40.379	11.893

Num	Lap Time	Gap
Lap 13		
6	1:37.732	
20	1:37.535	00.755
1	1:37.904	01.985
2	1:38.091	03.255
7	1:38.451	04.730
18	1:38.544	05.728
19	1:38.564	06.328
8	1:39.325	08.771
11	1:39.126	09.317
4	1:39.192	09.851
21	1:39.040	10.124
10	1:40.019	10.846
9	1:40.009	11.726
5	1:39.057	13.218
27	1:40.906	14.814

Num	Lap Time	Gap
Lap 14		
6	1:37.564	
20	1:37.611	00.802
1	1:38.116	02.537
2	1:37.750	03.441
7	1:38.370	05.536
18	1:38.503	06.667
19	1:38.682	07.446
8	1:39.609	10.816
11	1:39.390	11.143
4	1:39.309	11.596
21	1:39.117	11.677
10	1:38.859	12.141
9	1:39.131	13.293
5	1:39.640	15.294
27	1:40.355	17.605





Hungaroring

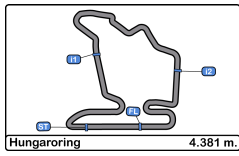
GB3

Race - 1

Best Sectors Results



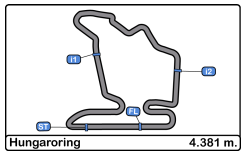
Sector - 1				Sector - 2				Sector - 3				Ideal Lap vs Best Lap				
Clas	Nº	Driver	Time	Nº	Driver	Time	Nº	Driver	Time	Clas	Nº	Driver	Ideal Lap	Best Lap	Clas	
1	1	Maxim Rehm	35.326	6	Deagen Fairclough	34.578	6	Deagen Fairclough	26.964	1	6	Deagen Fairclough	1:37.153	1:37.274	1	
2	12	Aurelia Nobels	35.338	8	Rowan Campbell-Pilling	34.824	20	Nikita Bedrin	27.044	2	20	Nikita Bedrin	1:37.431	1:37.535	2	
3	19	Kyuho Lee	35.349	2	Martin Molnar	34.841	22	Rodrigo Gonzalez	27.138	3	2	Martin Molnar	1:37.483	1:37.711	3	
4	7	Lucas Fluxa	35.359	20	Nikita Bedrin	34.925	2	Martin Molnar	27.178	4	1	Maxim Rehm	1:37.501	1:37.844	4	
5	3	Abbi Pulling	35.370	1	Maxim Rehm	34.985	1	Maxim Rehm	27.190	5	18	Flynn Jackes	1:37.791	1:37.844	5	
6	18	Flynn Jackes	35.390	11	Peter Bouzinelos	35.116	4	Jacob Micallef	27.234	6	8	Rowan Campbell-Pilling	1:37.836	1:37.966	7	
7	10	Dante Vinci	35.461	4	Jacob Micallef	35.130	18	Flynn Jackes	27.248	7	22	Rodrigo Gonzalez	1:37.842	1:38.049	9	
8	20	Nikita Bedrin	35.462	7	Lucas Fluxa	35.152	8	Rowan Campbell-Pilling	27.274	8	7	Lucas Fluxa	1:37.847	1:37.856	6	
9	2	Martin Molnar	35.464	18	Flynn Jackes	35.153	11	Peter Bouzinelos	27.277	9	4	Jacob Micallef	1:37.917	1:38.202	11	
10	21	Patricio Gonzalez	35.472	22	Rodrigo Gonzalez	35.176	10	Dante Vinci	27.281	10	11	Peter Bouzinelos	1:37.922	1:38.071	10	
11	22	Rodrigo Gonzalez	35.528	10	Dante Vinci	35.219	12	Aurelia Nobels	27.283	11	10	Dante Vinci	1:37.961	1:37.966	8	
12	11	Peter Bouzinelos	35.529	9	Ricardo Baptista	35.243	21	Patricio Gonzalez	27.327	12	12	Aurelia Nobels	1:38.079	1:38.303	13	
13	9	Ricardo Baptista	35.551	19	Kyuho Lee	35.396	7	Lucas Fluxa	27.336	13	19	Kyuho Lee	1:38.122	1:38.276	12	
14	4	Jacob Micallef	35.553	21	Patricio Gonzalez	35.444	3	Abbi Pulling	27.360	14	9	Ricardo Baptista	1:38.202	1:38.429	14	
15	6	Deagen Fairclough	35.611	12	Aurelia Nobels	35.458	19	Kyuho Lee	27.377	15	21	Patricio Gonzalez	1:38.243	1:38.574	16	
16	8	Rowan Campbell-Pilling	35.738	3	Abbi Pulling	35.525	9	Ricardo Baptista	27.408	16	3	Abbi Pulling	1:38.255	1:38.446	15	
17	5	Yuhao Fu	35.804	5	Yuhao Fu	35.536	27	Leon Wilson	27.518	17	5	Yuhao Fu	1:38.921	1:39.057	17	
18	26	Lewis Gilbert	35.809	27	Leon Wilson	35.624	5	Yuhao Fu	27.581	18	27	Leon Wilson	1:39.012	1:39.510	19	
19	27	Leon Wilson	35.870	26	Lewis Gilbert	35.833	26	Lewis Gilbert	27.741	19	26	Lewis Gilbert	1:39.383	1:39.457	18	



Hungaroring
GB3
Race - 1
Leader Sequence



N°	Driver	Nat	Cat	Clas	Team	Nat	Vehicle	Start Lap	End Lap	Laps	Total Laps
6	Deagen Fairclough				Hitech		Tatuus MSV GB3-025	1	14	14	14



Hungaroring

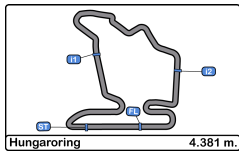
GB3

Race - 1

Best 5 Lap Times



Cls	N°	Driver	Nat	Cat	Cls	Team	Nat	Vehicle	Best 1		Best 2		Best 3		Best 4		Best 5	
									Time	Lap	Time	Lap	Time	Lap	Time	Lap	Time	Lap
1	6	Deagen Fairclough				Hitech		Tatuus MSV GB3-025	1:37.274	3	1:37.516	6	1:37.564	14	1:37.732	13	1:37.736	2
2	20	Nikita Bedrin				VRD Racing		Tatuus MSV GB3-025	1:37.535	13	1:37.611	14	1:37.653	3	1:37.781	6	1:37.808	12
3	2	Martin Molnar				Rodin Motorsport		Tatuus MSV GB3-025	1:37.711	3	1:37.750	14	1:37.769	6	1:37.872	5	1:38.091	13
4	1	Maxim Rehm				Rodin Motorsport		Tatuus MSV GB3-025	1:37.844	6	1:37.904	13	1:37.915	3	1:37.964	12	1:37.970	5
5	18	Flynn Jackes				Elite Motorsport		Tatuus MSV GB3-025	1:37.844	4	1:38.068	3	1:38.457	6	1:38.503	14	1:38.544	13
6	7	Lucas Fluxa				Xcel Motorsport		Tatuus MSV GB3-025	1:37.856	3	1:38.162	4	1:38.281	6	1:38.344	5	1:38.370	14
7	8	Rowan Campbell-Pilling				Xcel Motorsport		Tatuus MSV GB3-025	1:37.966	3	1:38.478	4	1:39.212	2	1:39.325	13	1:39.609	14
8	10	Dante Vinci				Hillspeed		Tatuus MSV GB3-025	1:37.966	4	1:38.832	5	1:38.859	14	1:38.929	3	1:39.137	2
9	22	Rodrigo Gonzalez				VRD Racing		Tatuus MSV GB3-025	1:38.049	6	1:38.383	4	1:39.097	5	1:39.618	2	1:39.979	3
10	11	Peter Bouzinelos				Hillspeed		Tatuus MSV GB3-025	1:38.071	4	1:38.490	3	1:39.040	2	1:39.058	6	1:39.126	13
11	4	Jacob Micallef				Hitech		Tatuus MSV GB3-025	1:38.202	4	1:38.599	3	1:38.922	5	1:39.192	13	1:39.309	14
12	19	Kyuhu Lee				Elite Motorsport		Tatuus MSV GB3-025	1:38.276	4	1:38.433	3	1:38.564	13	1:38.682	14	1:39.035	12
13	12	Aurelia Nobels				Hillspeed		Tatuus MSV GB3-025	1:38.303	4	1:38.652	5	1:38.823	3	1:39.332	2	1:39.396	6
14	9	Ricardo Baptista				Xcel Motorsport		Tatuus MSV GB3-025	1:38.429	6	1:38.847	5	1:39.131	14	1:39.230	3	1:39.266	12
15	3	Abbi Pulling				Rodin Motorsport		Tatuus MSV GB3-025	1:38.446	3	1:38.466	4	1:39.073	5	1:39.158	2	1:39.373	6
16	21	Patricio Gonzalez				VRD Racing		Tatuus MSV GB3-025	1:38.574	4	1:38.696	3	1:38.716	5	1:38.943	6	1:39.040	13
17	5	Yuhao Fu				Hitech		Tatuus MSV GB3-025	1:39.057	13	1:39.273	3	1:39.334	6	1:39.640	14	1:40.003	2
18	26	Lewis Gilbert				Arden Motorsport		Tatuus MSV GB3-025	1:39.457	3	1:40.069	5	1:40.130	2	1:40.432	4	1:40.691	6
19	27	Leon Wilson				Arden Motorsport		Tatuus MSV GB3-025	1:39.510	3	1:39.677	2	1:39.698	6	1:39.733	5	1:40.355	14



Hungaroring

GB3

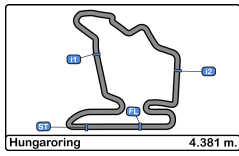
Race - 1

Best 5 Top Speeds



Clas	Nº	Driver	Nat	Cat	Cls	Team	Nat	Vehicle	Top 1		Top 2		Top 3		Top 4		Top 5		Avg
									Km/h	Lap	Km/h	Lap	Km/h	Lap	Km/h	Lap	Km/h	Lap	
1	7	Lucas Fluxa		ESP		Xcel Motorsport		Tatuus MSV GB3-025	235.2	4	232.7	6	231.7	3	231.2	13	230.7	5	232.3
2	19	Kyuhoo Lee		KOR		Elite Motorsport		Tatuus MSV GB3-025	235.2	7	234.7	14	233.7	5	233.2	4	232.7	3	233.9
3	10	Dante Vinci		AUS		Hillspeed		Tatuus MSV GB3-025	234.7	3	233.2	4	233.2	5	232.2	6	232.2	13	233.1
4	26	Lewis Gilbert		GBR		Arden Motorsport		Tatuus MSV GB3-025	234.7	3	233.7	5	233.7	6	230.7	4	227.8	2	232.1
5	21	Patricio Gonzalez		MEX		VRD Racing		Tatuus MSV GB3-025	233.7	7	233.2	5	233.2	13	233.2	14	232.7	4	233.2
6	12	Aurelia Nobels		BRA		Hillspeed		Tatuus MSV GB3-025	233.2	3	233.2	7	232.2	6	230.7	4	229.2	5	231.7
7	20	Nikita Bedrin		ITA		VRD Racing		Tatuus MSV GB3-025	232.7	14	232.2	3	232.2	4	232.2	5	231.2	7	232.1
8	22	Rodrigo Gonzalez		MEX		VRD Racing		Tatuus MSV GB3-025	232.7	4	231.7	3	228.3	7	226.4	2	225.4	5	228.9
9	3	Abbi Pulling		GBR		Rodin Motorsport		Tatuus MSV GB3-025	232.2	3	232.2	4	231.2	6	231.2	7	230.7	5	231.5
10	27	Leon Wilson		GBR		Arden Motorsport		Tatuus MSV GB3-025	232.2	3	231.2	4	227.8	7	226.8	13	226.4	2	228.9
11	5	Yuhao Fu		CHN		Hitech		Tatuus MSV GB3-025	231.7	13	231.2	3	230.2	4	229.2	5	229.2	7	230.3
12	9	Ricardo Baptista		BRA		Xcel Motorsport		Tatuus MSV GB3-025	231.7	3	231.2	6	229.7	13	228.3	14	225.9	2	229.4
13	1	Maxim Rehm		DEU		Rodin Motorsport		Tatuus MSV GB3-025	231.2	3	231.2	13	230.2	4	229.2	5	229.2	6	230.2
14	8	Rowan Campbell-Pilling		GBR		Xcel Motorsport		Tatuus MSV GB3-025	231.2	7	228.8	3	228.8	13	228.3	11	227.3	5	228.9
15	11	Peter Bouzinelos		AUS		Hillspeed		Tatuus MSV GB3-025	231.2	6	231.2	13	230.7	5	229.7	3	228.8	4	230.3
16	18	Flynn Jackes		PHL		Elite Motorsport		Tatuus MSV GB3-025	231.2	14	230.7	3	230.7	4	229.7	5	229.7	13	230.4
17	4	Jacob Micallef		MLT		Hitech		Tatuus MSV GB3-025	230.7	4	230.7	14	230.2	6	228.3	3	228.3	7	229.6
18	2	Martin Molnar		HUN		Rodin Motorsport		Tatuus MSV GB3-025	228.3	14	226.4	2	225.9	4	225.9	13	225.4	3	226.4
19	6	Deagen Fairclough		GBR		Hitech		Tatuus MSV GB3-025	225.0	2	224.0	4	223.1	3	223.1	7	223.1	12	223.6





Hungaroring

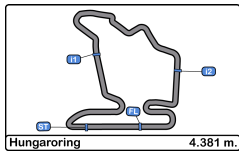
GB3

Race - 1

Fastest Laps Sequence



Lap	Time of Day	Session Time	Nº Driver	Nat	Cat	Team	Nat	Vehicle	Time	Km/h
2	13:32:05.794	3:20.794	6 Deagen Fairclough		GBR	Hitech		Tatuus MSV GB3-025	1:37.736	161.3
3	13:33:43.068	4:58.068	6 Deagen Fairclough		GBR	Hitech		Tatuus MSV GB3-025	1:37.274	162.1



Hungaroring

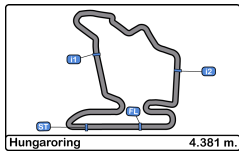
GB3

Race - 1

Event Best Maximum Speed



Nº	Driver	Nat	Cat	Clas	Team	Nat	Vehicle	Km/h	Session
22	Rodrigo Gonzalez	MEX			VRD Racing	USA	Tatuus MSV GB3-025	236.3	Qualifying - 1
19	Kyuhoo Lee	KOR			Elite Motorsport	GBR	Tatuus MSV GB3-025	235.2	Free Practice - 2
7	Lucas Fluxa	ESP			Xcel Motorsport	ARE	Tatuus MSV GB3-025	235.2	Race - 1
2	Martin Molnar	HUN			Rodin Motorsport	NZL	Tatuus MSV GB3-025	234.7	Private test - 2
20	Nikita Bedrin	ITA			VRD Racing	USA	Tatuus MSV GB3-025	234.7	Free Practice - 2
21	Patricio Gonzalez	MEX			VRD Racing	USA	Tatuus MSV GB3-025	234.7	Qualifying - 2
3	Abbi Pulling	GBR			Rodin Motorsport	NZL	Tatuus MSV GB3-025	234.7	Qualifying - 2
10	Dante Vinci	AUS			Hillspeed	GBR	Tatuus MSV GB3-025	234.7	Race - 1
26	Lewis Gilbert	GBR			Arden Motorsport	GBR	Tatuus MSV GB3-025	234.7	Race - 1
8	Rowan Campbell-Pilling	GBR			Xcel Motorsport	ARE	Tatuus MSV GB3-025	234.2	Qualifying - 1
27	Leon Wilson	GBR			Arden Motorsport	GBR	Tatuus MSV GB3-025	233.2	Private test - 1
1	Maxim Rehm	DEU			Rodin Motorsport	NZL	Tatuus MSV GB3-025	233.2	Qualifying - 2
11	Peter Bouzinelos	AUS			Hillspeed	GBR	Tatuus MSV GB3-025	233.2	Qualifying - 2
12	Aurelia Nobels	BRA			Hillspeed	GBR	Tatuus MSV GB3-025	233.2	Race - 1
18	Flynn Jackes	PHL			Elite Motorsport	GBR	Tatuus MSV GB3-025	232.2	Free Practice - 1
9	Ricardo Baptista	BRA			Xcel Motorsport	ARE	Tatuus MSV GB3-025	232.2	Qualifying - 2
6	Deagen Fairclough	GBR			Hitech	GBR	Tatuus MSV GB3-025	231.7	Private test - 1
5	Yuhao Fu	CHN			Hitech	GBR	Tatuus MSV GB3-025	231.7	Race - 1
4	Jacob Micallef	NZL			Hitech	GBR	Tatuus MSV GB3-025	231.2	Qualifying - 2



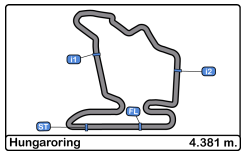
Hungaroring
GB3
Race - 1
Lap Chart



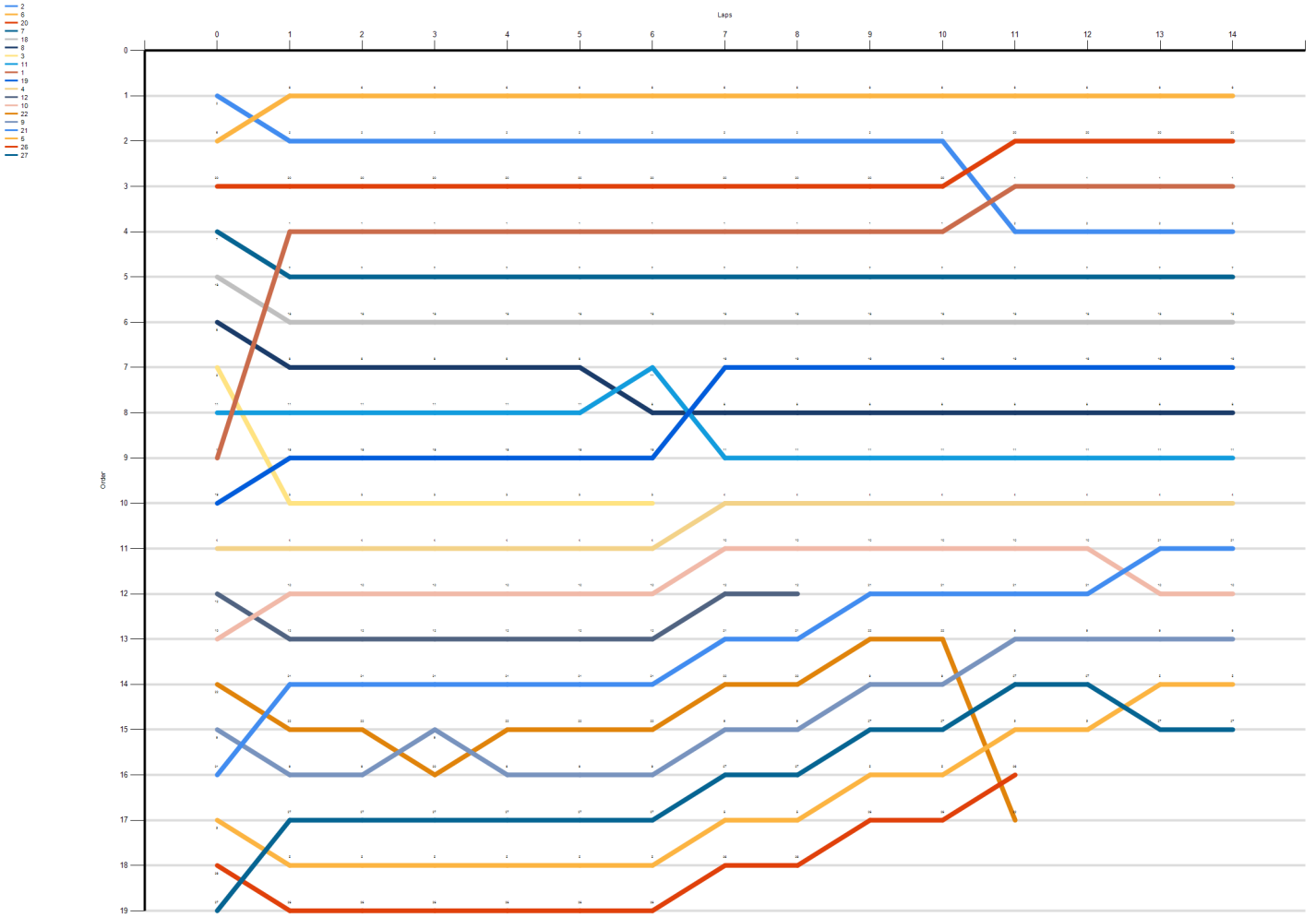
LAP

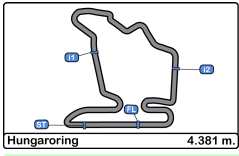
Nr	Pos	Grid	1	2	3	4	5	6	7	8	9	10	11	12	13	14
2	1	2	6	6	6	6	6	6	6	6	6	6	6	6	6	6
6	2	6	2	2	2	2	2	2	2	2	2	2	20	20	20	20
20	3	20	20	20	20	20	20	20	20	20	20	20	1	1	1	1
7	4	7	1	1	1	1	1	1	1	1	1	1	2	2	2	2
18	5	18	7	7	7	7	7	7	7	7	7	7	7	7	7	7
8	6	8	18	18	18	18	18	18	18	18	18	18	18	18	18	18
3	7	3	8	8	8	8	8	11	19	19	19	19	19	19	19	19
11	8	11	11	11	11	11	11	8	8	8	8	8	8	8	8	8
1	9	1	19	19	19	19	19	19	11	11	11	11	11	11	11	11
19	10	19	3	3	3	3	3	3	4	4	4	4	4	4	4	4
4	11	4	4	4	4	4	4	4	10	10	10	10	10	10	21	21
12	12	12	10	10	10	10	10	10	12	12	21	21	21	21	10	10
10	13	10	12	12	12	12	12	12	21	21	22	22	9	9	9	9
22	14	22	21	21	21	21	21	21	22	22	9	9	27	27	5	5
9	15	9	22	22	9	22	22	22	9	9	27	27	5	5	27	27
21	16	21	9	9	22	9	9	9	27	27	5	5	26			
5	17	5	27	27	27	27	27	27	5	5	26	26	22			
26	18	26	5	5	5	5	5	5	26	26						
27	19	27	26	26	26	26	26	26								





Hungaroring
GB3
Race - 1
Graphic Lap Chart



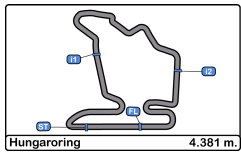


Hungaroring
GB3
Race - 1
Pit Stop Analysis



Ord.	Nr.	In Day Time	Driver	Nat	Team	Nat	Vehicle	Cat	In Time	Stop N°	Pit Time	Handicap	Diff.
------	-----	-------------	--------	-----	------	-----	---------	-----	---------	---------	----------	----------	-------

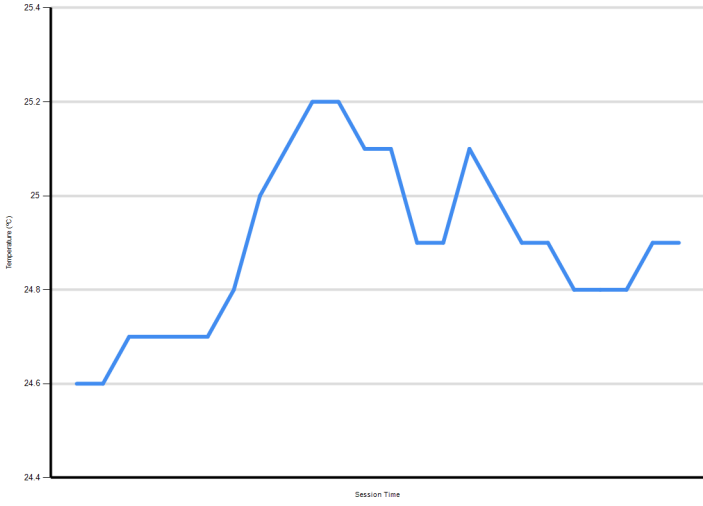




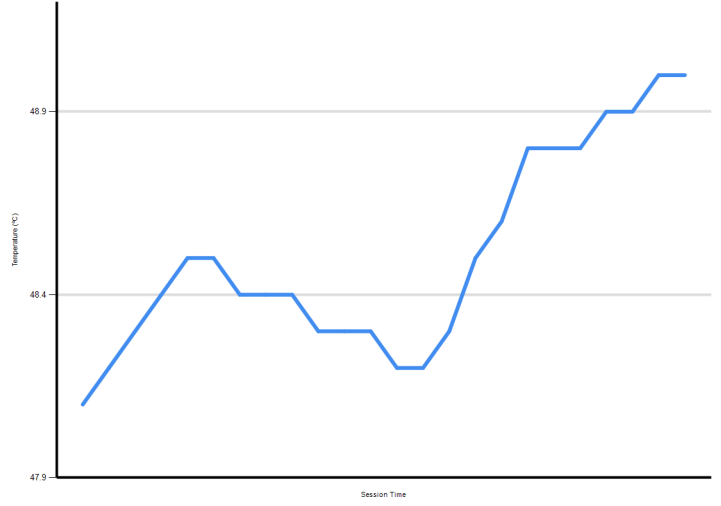
Hungaroring
GB3
Race - 1
Weather Report



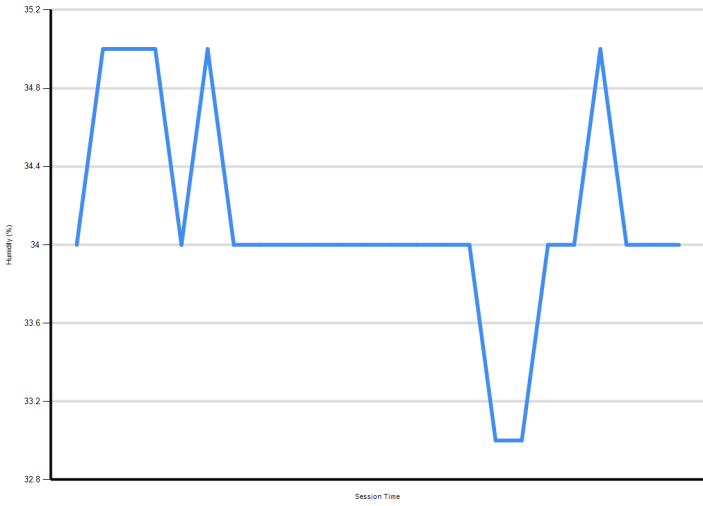
Air Temperature



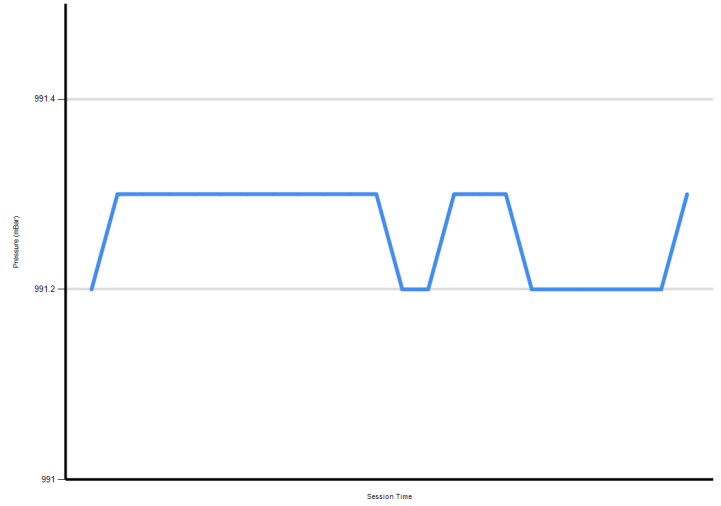
Track Temperature



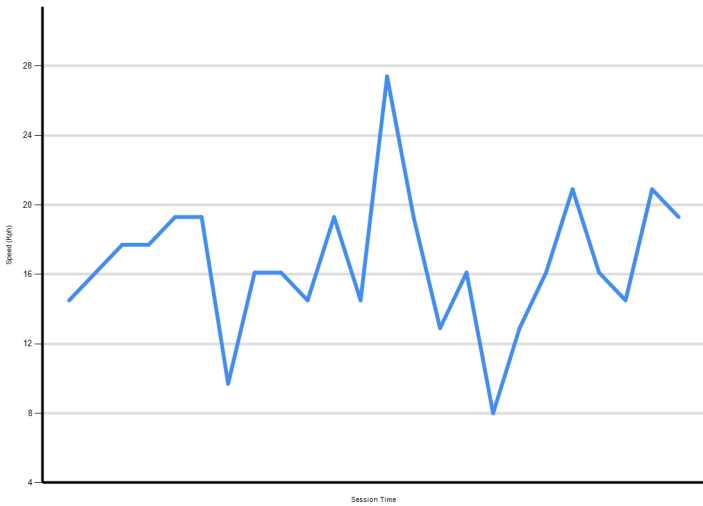
Humidity



Pressure



Wind Speed



Wind direction

